

Product range



siegling transilon
conveyor and processing belts

Siegling – total belting solutions

forbo

MOVEMENT SYSTEMS

Siegling Transilon for light materials handling ...

Under the Siegling Transilon brand name, Forbo Siegling created a product line of over 110 standard and several hundred special types consistently geared to market demands. Many types are the result of development activities carried out in cooperation with users and original equipment manufacturers.

From rugged "jacks-of-all-trades" to high-tech "specialists": the Siegling Transilon product line offers a wide range of types for the most varied of conveying tasks in all industries, while at the same time also carrying out processing tasks. Special literature is available for many of the topics and industries mentioned in this brochure.

The conditions under which conveyor and power transmission belts are used are seldom identical. So when using Siegling Transilon, take advantage of the experience and competence of your Forbo Siegling consultant.

... for example in
the food industry



Siegling Transilon is used for the conveying of packaged and unpackaged food. Frequent cleaning with hot water and low operating temperatures are typical conditions for these applications.

... for example in
distribution and logistics centres

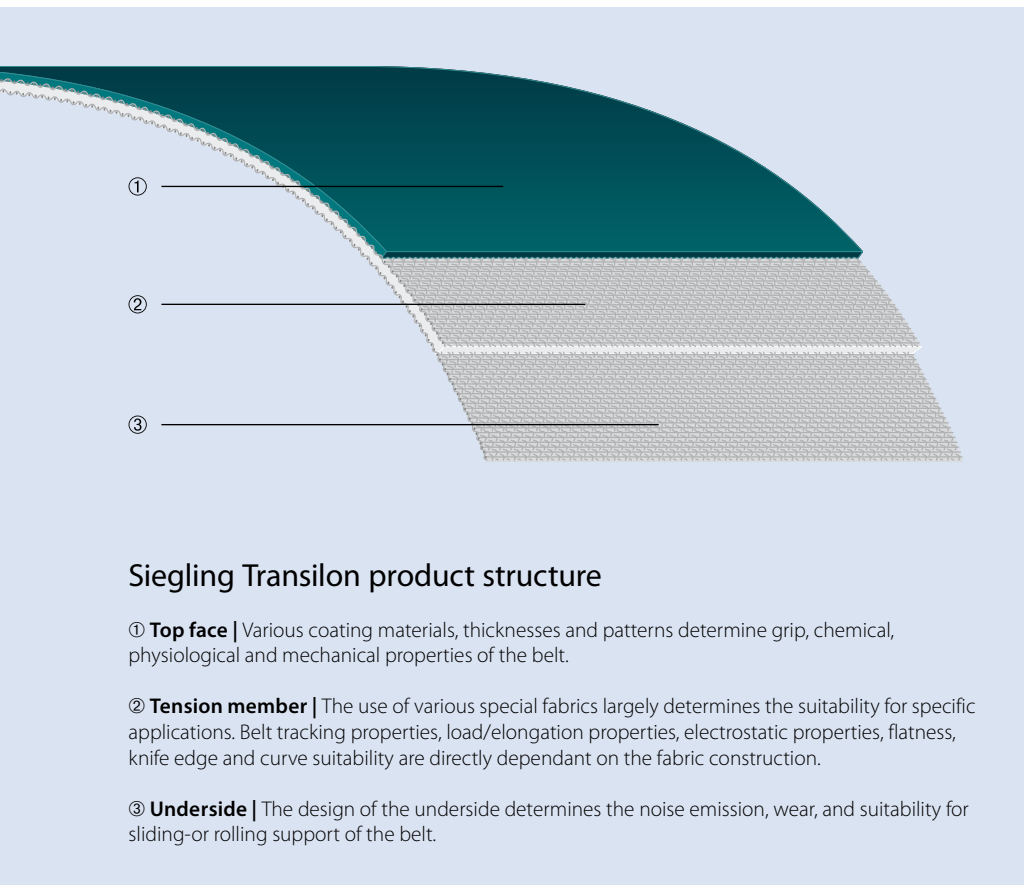


In complex distribution systems with automated sorters, Siegling Transilon ensures smooth operation of all conveying tasks.

... for example for
sports and leisure activities



Treadmill belts must be resistant to extreme punctual loads but at the same time track perfectly straight. Siegling Transilon passes the fitness test.



Contents

Siegling Transilon for light materials handling ...

... in all industries 2

... for the most varied
of conveying and
processing tasks 4

Special processing 7

Special features,
properties and
patterns 8

Types of splices 10

Splicing equipment 11

Available as 11

Product ranges 12

The properties

The advantages

virtually stretchless	▶	small take-up ranges, economical
longitudinally flexible	▶	small drum diameters, energy-saving
dimensionally stable	▶	maintenance-free, reliable operation
low-noise	▶	humane working conditions
long product life	▶	economical
light and thin	▶	easy to handle, cost-saving design



MOVEMENT SYSTEMS

... for the most varied of conveying and processing tasks

Horizontal conveying

Even a conveying task which seems quite simple can require a whole host of belt properties. Forbo Siegling has the best belt type for various goods, conveying speeds, reversing systems, stop & go and accumulation conveying, and other operating conditions. Some examples of the diverse features of Siegling Transilon include:

- troughable to particularly laterally stiff types
- exceptionally low-noise to flame-retardant
- pyrolysis-resistant to suitability for conveying unpackaged food
- non-antistatic to highly conductive and ATEX-approved
- surfaces suitable for accumulation conveying and especially good grip.

Horizontal conveying with troughable belts. The tension member construction provides the flexibility in the desired direction.



Collecting belt in check-in area of an airport. The flatness of the belt type here ensures that the goods can be discharged to the side smoothly, even on wide belts. Flame-retardance is a "must" in modern airports.

Belts for telescopic conveyors – here being used to unload lorries – must be designed to run with counter bending and at the same time, to withstand high punctual loads.

Inclined conveying

Goods can be conveyed at an incline even on smooth belt surfaces. The conveying angle is dependent on a variety of factors such as the type of goods being conveyed, the top face coating and external factors like dust, moisture, etc.

For large conveying angles and for the conveying of small pieces and bulk goods, Forbo Siegling offers patterned belts or belts equipped with lateral profiles.



Inclined conveying in the tobacco industry. In this area, conveying angles of up to 22° are possible for belt types with smooth surfaces.

Curved conveying

Curved belts from Forbo Siegling are suitable for use in conjunction with a diverse array of belt tracking systems and are in use on the conveyors of numerous major manufacturers.

Thanks to largely-automated fabrication, we guarantee strict adherence to the geometrical shapes and dimensions required when supplying finished belts.

Dividing curves into several segments makes for a favourable distribution of force vectors in the belt so even heavy goods can be carried without any problems.



Spiral curve in the confectionery industry.



Curved conveyor in a distribution centre.

Forbo

MOVEMENT SYSTEMS

Collection and distribution

When pushers and ploughs are used, the belt's laterally stiff design guarantees that it will lie flat and continue to run in a straight line reliably. The lateral loading and discharge of goods is achieved by using very smooth, wear-resistant surfaces. Lateral sorters (e.g. carrier cells), on the other hand, require very thin, flexible belts whose surfaces have high coefficients of friction. Their special tension member construction means that they have very low energy consumption.

Processing belts

With Siegling Transilon, the gap is often bridged between the classical conveying function from "A" to "B" and an active function in the production process.

For example, in the textile industry our processing belts stack thin layers of web, in large bakeries they form balls of dough, in the wood industry they compress chip mat in the pre-press, in dairies milk is coagulated on the belts to form cheese. Here are just a few examples of process operations.



Lateral sorter in a distribution centre. The high acceleration requires the belt surface to have an extremely high coefficient of friction.



Pre-press belt in the manufacture of particle boards. The particle mat is pre-pressed while being conveyed.



In large bakeries balls of dough are formed as a result of differing belt speeds.



Cross-lapping of web layers in the nonwoven industry. High production speed and acceleration of masses while the web is guided directly between the belts places extremely high demands on the processing belts.



Special processing


Numerous combinations of tension member-design and coating design are possible. But certain conveying and processing tasks require more: mechanical, physical or chemical belt properties which can be provided only by special production processes, combinations of materials and/or finishing (see next pages).

Brochures 317 and 318 provide information about storing, finishing and fitting, as well as special features and properties. Further information on request.



Profiles/Sidewalls

Conveyor belts with profiles are used for the inclined and declined conveying of bulk goods and small pieces. Profiles are available in various shapes and sizes and can in some cases be supplied as roll material. To contain goods on the sides when conveying bulk goods, sidewall profiles are used – often in conjunction with lateral profiles.



Perforations

It is possible to maintain very narrow tolerances for practically any pattern of perforations in Siegling Transilon material. (Belt material with perforations can not be used for form-fit transmission of power.)



Belt edge sealing Proseal

The penetration of oil, grease and bacteria is prevented to a great extent with a belt edge sealing. The sealing extends the belt life and improves the belt's hygienic properties.







Special features, properties and patterns





Patterns

Forbo Siegling has developed and optimised a wide range of surface patterns for very different applications. The appropriately optimised surface patterns ensure for example, ideal grip with demanding goods such as roller suitcases and good release properties with dough and are also used to emboss manufacturer-specific patterns on the underside of chocolate.

Siegling Transilon patterned belts can run at incline angles of up to 30° without profiles. For larger incline angles they can also be fitted with profiles and sidewalls (see previous pages).



- ① **AR** anti-skid pattern (M 1:1)
- ② **GSTR** coarse textured pattern (M 1:1)
- ③ **STR** normal textured pattern (M 1:1)
- ④ **LG** longitudinal groove (M 1:1)
- ⑤ **RFF** fine rhomboid pattern (M 1:1)
- ⑥ **NP** inverted pyramid pattern (M 1:1)
- ⑦ **SG** lattice pattern (M 1:1)





Electrical properties

In numerous conveying and processing functions, the electrical properties of the belt material are important for smooth operation. As a standard, Siegling Transilon belts are equipped with a conductive tension member which prevents electrostatic build-up in the belt. Siegling Transilon non-antistatic belts (NA) are not electrically conductive. They facilitate special engineering solutions for production conveyors where high frequencies are used or regulation is carried out electro-magnetically e.g. in security screening and in quality control. Siegling Transilon highly conductive belts (HC) can also divert electro-static build-up in the goods conveyed because of their highly conductive coating and/or the tension member. For the safe conveying of electrical components and other electronically sensitive goods.

FDA/EU/HACCP

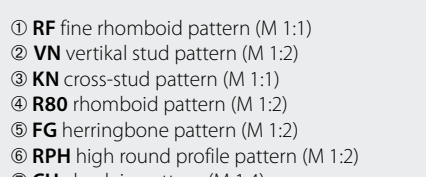

Thanks to numerous product innovations, Forbo Siegling contributes significantly to the hygienic conditions in the sensitive production areas of the food industry.

Our food belts conform to FDA and/or EU regulations and assist you in implementing your hygiene concept. Information about special solutions for the hygienic flow of materials available on request.

Further special products

In addition to these patterns and features of conveyor and processing belts, Forbo Siegling offer numerous special developments for various applications including:

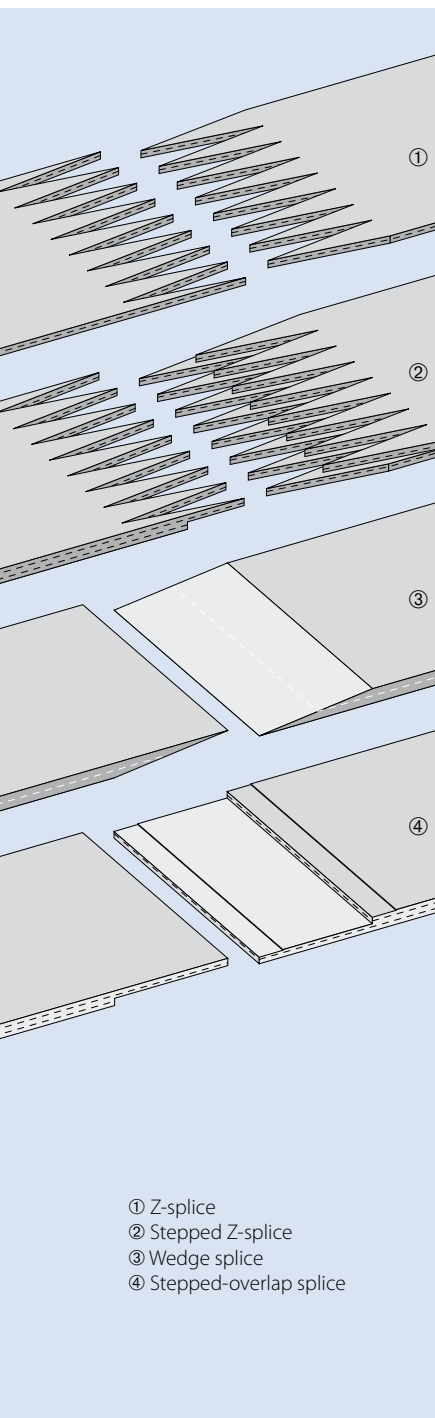
- belts resistant to UV
- belts with silicone coatings
- flame-retardant belts
- belts for hot goods
- silent belts
- wear-resistant belts
- knife edge belts
- troughable belts
- ATEX-compliant belts



- ① **RF** fine rhomboid pattern (M 1:1)
- ② **VN** vertical stud pattern (M 1:2)
- ③ **KN** cross-stud pattern (M 1:1)
- ④ **R80** rhomboid pattern (M 1:2)
- ⑤ **FG** herringbone pattern (M 1:2)
- ⑥ **RPH** high round profile pattern (M 1:2)
- ⑦ **CH** check-in pattern (M 1:4)

Types of splices

The splicing method appropriate for individual applications is dependent on the belt types used and the prevailing operating conditions. In addition to splice reliability, flexibility of the splice and the effort required for fabrication are decisive criteria for the selection of the splicing method. Detailed instructions for all splicing procedures are available on request.



Hot-pressing

A hot-pressed splice provides the highest durability and flexibility. Following types are available:

■ Z-splice

Meets the most rigorous of requirements for uniformity of thickness. Very flexible splice, required particularly for knife edge belts. Standard splice for 1 and 2-ply belt-types.

■ Stepped Z-splice

Properties comparable to those of the Z-splice. Also suitable for rugged operating conditions (e.g. soiled drums). Possible for various 2 and 3-ply belt types.

■ Wedge splice

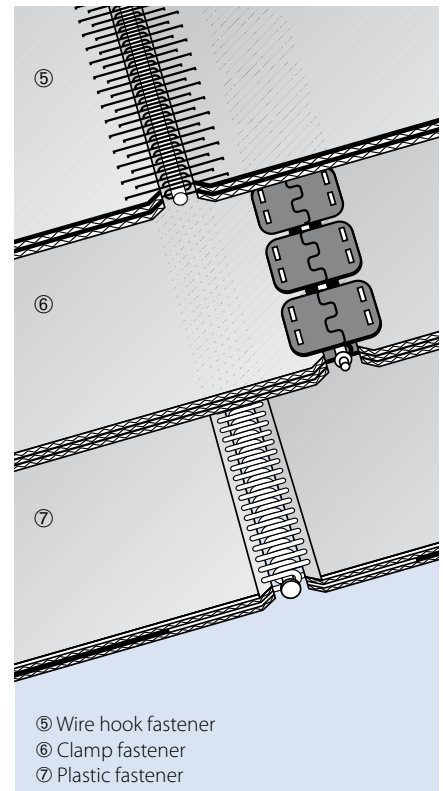
Splice type for solid-woven fabric and NOVO types.

■ Stepped overlap splice

Especially for 2 and 3-ply belt types with duroplastic coatings.

Cold-pressing

It is possible to cold-press wedge or stepped overlap splices in independent fitting repair jobs on site. Please note that such splices have limited strength and flexibility.



Mechanical fasteners

Mechanical fasteners make it possible to

- quickly fit and remove the belt without disassembling machine components,
- repair a belt at short notice by inserting a piece of belt material,
- make belts endless quickly and easily (please inquire about lacers).

Following fasteners are available:

■ Wire hook fasteners (HS)

■ Clamp fasteners (CS)

■ Plastic fasteners (KS), also available optionally imbedded or heated into the belt coating.



Splicing Equipment

For reliable hot-pressing (splicing) of Siegling Transilon conveyor and processing belts, a diverse, tried-and-tested range of equipment is available.

The equipment required for splicing depends mainly on the type of splice. Other important factors include the conditions under which the splice is to be fabricated (workshop or on-site fitting) and the width of the belts to be spliced.

The equipment depicted here is just a sample of our splicing equipment range. On request we will send you our complete equipment overview containing all important technical data for the equipment.

Siegling Transilon is available as

- endless belts
- belts prepared for hot or cold-pressing on site
- roll material for independent belt fabrication
- belts with mechanical fasteners
- belts with sealed edges (Proseal)
- belts with profiles welded on (longitudinal, lateral, diagonal, half-round)
- belts with sidewalls
- belts with perforations
- special designs with metal eyelets, impulse foils, special markings, etc.



MOVEMENT SYSTEMS

Standard product range

			Technical data, properties and recommendations, possible applications	Article number	Total thickness, approx. [mm]	Weight, approx. [kg/m ²]	Effective pull at 1% elongation (k _{1%} relaxed) [N/mm width]*	d _{min} approx. [mm]**	Permissible operating temperature [°C]
E	2/1	A2/A2-NA-TT ¹⁾	blue	900360	0.75	0.7	***	–	-10°/+60°
E	2/1	U0/U2 HACCP	white	900176	0.65	0.65	3.5	r 3-8	-30°/+100°
E	2/2	U0/0	transparent	900102	1.2	1.2	3	r 3-8	-30°/+100°
E	3/1	E0/E0 TT	transparent	900339	0.9	0.65	3.5	r 3-8	-30°/+100°
E	3/1	E2/E2 MT/GL-C-TT	transparent	900340	1.15	1.3	3.5	25	-30°/+100°
E	3/1	U0/S3	white	900184	1.1	1.05	3	r 3-8	-30°/+100°
E	3/1	U0/U0	transparent	906430	0.85	0.6	3.5	r 3-8	-30°/+100°
E	3/1	U0/U2 HACCP	white	900006	1.15	1.2	3.5	r 3-8	-30°/+100°
E	3/1	U0/U2 MT-C-HACCP	white	900008	0.7	0.7	2	r 3-8	-30°/+100°
E	3/1	U0/U2 MT-NA-HACCP	white	900201	0.8	0.9	3	r 3-8	-30°/+100°
E	3/1	U0/U2 RF	brown	900007	1.2	1.1	4	r 3-8	-30°/+100°
E	3/2	U0/U0	transparent	900009	1.2	1.1	5	r 3-8	-30°/+100°
E	3/2	U0/U/C FINE	white	999638	1.4	1.4	2	r 3-8	-10°/+100°
E	3/2	U0/U/C ROUGH-NA	transparent	906407	2	1.7	2	r3	-30°/+100°
E	3/2	U0/U2 HACCP	blue	906603	1.45	1.6	5	r 3-8	-30°/+100°
E	3/2	U0/U2 HACCP	white	900103	1.45	1.6	5	r 3-8	-30°/+100°
E	4/1	P2/P2 MT/MT-HC	black	906396	0.75	0.8	4	60/80	-30°/+100°
E	4/1	U0/V5H MT	green	900171	1.1	1.25	4	30	-10°/+70°
E	4/2	U0/P2 MT-HC	black	906212	0.9	1	4	60	-30°/+100°
E	4/2	S0/S0	transparent	900135	1.3	1.1	2	40	-40°/+180°
E	4/2	S0/S3 FSTR	white	900136	1.5	1.6	3	40	-40°/+180°
E	4/2	U0/U0	transparent	900206	1.1	1.1	4	r 3-8	-30°/+100°
E	4/2	U0/U2 LF	white	906373	1.35	1.5	4	r 3-8	-30°/+100°
E	4/2	U0/U2 MT	blue	906540	1.35	1.55	4	r 3-8	-30°/+100°
E	4/2	U0/U2 MT-HACCP	white	900207	1.35	1.55	4	r 3-8	-30°/+100°
E	4/2	U1/U2H ATEX	black	906389	1.4	1.55	5	40/80 ³⁾	-10°/+100°
E	4/2	U0/V2 MT-HC	black	900271	1.2	1.35	4	50	-10°/+70°
E	5/2	0/0	transparent	900104	1.45	1.5	1.5	25 ²⁾	-10°/+70°
E	5/2	0/V5	green	900016	1.95	2.3	4.5	25	-10°/+70°
E	5/2	0/V5H MT	black	906176	1.9	2.2	4.5	40	-10°/+70°
E	6/1	U0/UH	green	900019	0.6	0.6	7	25 ²⁾	-30°/+100°
E	6/2	U0/U/S3	white	906477	1.6	1.8	6	20/40 ³⁾	-30°/+100°
E	8/2	U0/U2	green	900320	1.4	1.6	7.5	40 ²⁾	-30°/+100°
E	8/2	U0/U2 LF	green	906450	1.45	1.6	7.5	40 ²⁾	-30°/+100°
E	8/2	U0/U2 MT-NA	white	900277	1.4	1.45	7.5	25	-30°/+100°
E	8/2	U0/V/U2H MT	green	900170	1.6	1.8	8	40/60 ³⁾	-10°/+70°
E	8/2	U0/V/U2H MT-SE	black	906401	1.65	2	7	40/60 ³⁾	-10°/+70°
E	8/2	U0/U8	transparent	900024	2	2.2	7.5	60	-30°/+100°
E	8/2	0/U10 S/LG	green	904358	2.2	2.2	8	40	-30°/+100°
E	8/2	U0/V/U20	green	900151	3.6	4.2	9	60	-10°/+70°
E	8/2	V1/V1	blue	996060	2	2.35	6.5	50	-10°/+70°
E	8/2	U0/V2H MT	green	900208	1.5	1.65	8	40	-10°/+70°
E	8/2	Y0/V4 GSTR	black	996125	2.1	2.25	6	40	-10°/+70°
E	8/2	U0/V5	green	900025	2.2	2.55	8	40	-10°/+70°
E	8/2	U0/V5 MT	white	900028	2.2	2.5	8	40	-10°/+70°
E	8/2	U0/V5 NP	white	900029	2.1	2.15	8	40	-10°/+70°
E	8/2	U0/V5 STR	green	900027	2.4	2.8	8	60	-10°/+70°
E	8/2	V5/V5 STR/GL	green	900030	2.65	3.2	4	60 ²⁾	-10°/+70°
E	8/2	0/V5H S/MT	black	996141	2.2	2.5	8	50	-10°/+70°
E	8/2	U0/V5H MT	black	900026	2.2	2.5	8	50	-10°/+70°
E	8/2	U0/V5H MT-SE	black	999967	2.25	2.7	6.5	60	-10°/+70°
E	8/2	U0/V7 SG	black	906286	2.3	2.45	8	40	-10°/+70°
E	8/2	U0/V10 SG	green	900086	2.6	2.85	8	60	-10°/+70°
E	8/2	U0/V10H-M-SE	black	906538	3.1	3.6	7	60/90	-10°/+70°
E	8/2	U0/V15 LG	green	900199	3.1	3.4	8	60	-10°/+70°
E	8/2	U0/V15 LG	black	900275	3.1	3.3	8	60	-10°/+70°
E	8/2	U0/V15 LG-SE	black	906313	3.1	3.4	7.5	60	-10°/+70°
E	8/2	U0/V20 AR	green	900037	4.9	4	8	60 ²⁾	-10°/+70°
E	8/2	U0/V20 AR	black	900087	4.9	4	8	60 ²⁾	-10°/+70°
E	8/2	U0/V20 AR-SE	black	999532	4.9	4.2	7.5	60	-10°/+70°
E	8/2	U0/V20 KN	green	900139	3.6	3.2	8	60	-10°/+70°
E	8/2	U0/V80 CH-SE	black	906277	8.2	4.4	8	60/120	-10°/+70°
E	8/2	U0/V80 R80-SE	black	996121	8.2	4.7	8	60/120 ³⁾	-10°/+70°
E	8/H	S0/S5 MT-HACCP FDA	white	906478	1.4	1.5	6	40	-40°/+180°
E	8/H	U0/U2 MT-HACCP	blue	906473	1.35	1.25	12	r 3-8	-30°/+100°
E	8/H	U0/U2 MT-HACCP	white	906451	1.35	1.25	12	r 3-8	-30°/+100°
E	8/H	U2/U2 MT/MT-HACCP	blue	906604	1.6	1.7	11	10	-30°/+100°
E	8/H	U0/U5 NP-HACCP	blue	906605	1.6	1.65	12	r 3-8	-30°/+100°

13

Standard product range

			Technical data, properties and recommendations, possible applications	Article number	Total thickness, approx. [mm]	Weight, approx. [kg/m ²]	Effective pull at 1% elongation ($k_{1\%}$ relaxed) [N/mm width]*	d_{\min} approx. [mm]**	Permissible operating temperature [°C]	
E	8/H	U0/U5 NP-HACCP	white	906489	1.6	1.65	12	r 3-8	-30°/+100°	
E	8/H	U0/V5 MT-HACCP	white	906452	1.45	1.6	12	25	-10°/+70°	
E	8/H	U0/V6 NP	black	906386	1.85	1.6	12	20/40 ³⁾	-10°/+70°	
E	8/H	U0/V10S LG	black	906446	2.15	2.1	12	40 ⁴⁾	-10°/+70°	
E	9/2	A0/A15 VN-TT	transparent	900344	4.8	3.3	4.5	90	-10°/+60°	
E	10/1	U1/Z30-Q	transparent	906384	4	1.7	15	40	-30°/+100°	
E	10/2	E0/A5 TT	transparent	906505	2.6	2.4	11	90 ²⁾	-10°/+60°	
E	10/2	E0/E10 VN-TT	transparent	900343	4.4	3.3	13	60	-30°/+100°	
E	10/2	0/P2 GL	transparent	906459	1.9	1.9	17	90 ²⁾	-10°/+100°	
E	10/M	U1/U3-NA	green	900064	3.1	3.3	7.5	60	-10°/+80°	
E	10/M	U1/U3 GSTR-NA	green	900065	3.5	3.4	7	60	-10°/+80°	
E	10/M	V1/V10	green	900066	2.85	3.3	9	60	-10°/+70°	
E	10/M	V1/V10 MT	white	900092	2.85	3.3	9	60	-10°/+70°	
E	10/M	V1/V20 AR	black	900069	5	4.1	7	60	-10°/+70°	
E	12/2	A0/A3 MT-TT	green	900347	1.8	1.8	14	60	-10°/+80°	
E	12/2	A0/A3 MT-TT	transparent	906583	1.8	1.8	14	60	-10°/+80°	
E	12/2	E0/E3 MT-TT	transparent	900348	1.7	1.8	12	50	-30°/+100°	
E	12/2	E3/E3 STR/MT-TT	transparent	900349	2.2	2.45	14	50	-30°/+100°	
E	12/2	U0/U0	transparent	900040	1.4	1.4	6.5	60	-30°/+100°	
E	12/2	0/UH	green	906509	1.45	1.5	14	60 ²⁾	-30°/+100°	
E	12/2	U0/V/U0	anthracite	906458	2.05	2.2	13	60	-10°/+70°	
E	12/2	U0/V/U0	transparent	900164	1.5	1.55	13	60	-10°/+70°	
E	12/2	U0/V/U0 SE	black	999903	2	2.3	10	90	-10°/+70°	
E	12/2	U0/V/U2H MT	green	900173	2.2	2.55	13	80/100 ³⁾	-10°/+70°	
E	12/2	U0/V/U4 GSTR-C	black	999979	2.4	2.3	6.5	60	-10°/+70°	
E	12/2	U0/U20 GSTR	green	900168	3.8	14	14	90	-10°/+80°	
E	12/2	U0/V3-C	green	900044	2.3	2.7	6.5	60	-10°/+70°	
E	12/2	U0/V3 MT-C	black	900264	2.3	2.7	6.5	60	-10°/+70°	
E	12/2	U0/V6 GSTR-C-SE	black	906495	2.55	2.7	6.5	60 ²⁾	-10°/+70°	
E	12/2	U0/V7	green	900045	2.85	3.4	11	60	-10°/+70°	
E	12/2	V5/V10 STR/GL	green	900053	3.25	3.9	14	60	-10°/+70°	
E	12/2	U0/V20	green	900262	3.35	4.1	14	60	-10°/+70°	
E	12/2	U0/V20 MT-NA	white	900050	3.7	4.4	12	60	-10°/+70°	
E	15/M	V1/V10 MT	white	900093	5	5	12	125	-10°/+70°	
E	15/M	V1/V10H MT	green	900324	5	5.4	12	125	-10°/+70°	
E	18/3	E0/E3 MT-TT	transparent	900350	2.6	2.8	16	60	-30°/+100°	
E	18/3	U0/V/U2H MT	green	900174	2.8	3.2	21	150/200 ³⁾	-10°/+70°	
E	18/3	U0/V20	green	900088	4.8	5.7	21	120	-10°/+70°	
E	18/H	U0/U2 MT	white	906420	1.75	1.75	22	202)	-30°/+100°	
E	20/M	U1/U3-NA	green	900074	5.4	6	12	160	-10°/+80°	
E	20/M	U1/U3 GSTR-NA	green	900075	5.7	6	12	160	-10°/+80°	
E	30/3	U0/V25 GSTR	green	906387	6.2	7	35	250/350 ³⁾	-10°/+70°	
E	44/3	U0/V20	green	999995	5.8	7	50	160	-10°/+70°	
AE	140/3	U0/U4H MT	green	906441	3.7	4.2	75	250	-30°/+100°	
EP		U5/U5 GL/GL-NA ¹⁾	green	900205	7.3	6.5	***	120	-10°/+80°	
NOVO		25-HC	black	900195	2.5	1.3	9.5	40	-10°/+120	
NOVO		25-NA	white	996160	2.5	1.3	9.5	40	-10°/+121	
NOVO		40-HC	black	900221	4	2.2	12	70	-10°/+122	
NOVO		40-NA	green	900222	4	2.2	12	70	-10°/+123	
NOVO		60-HC	black	900286	5.5	31.1	12	120	-10°/+124	

	Stiff laterally	Troughable	Very low noise	Suitable for curves	Suitable for knife edges	Antistatic	Flame retardant according to DIN/EN 20340	Highly-conductive (HC/ATEX)****	Conforms to FDA regulations	Patterned surfaces
		●		***	●	●			●	●
	●					●			●	
	●					●			●	●
	●	●	●			●			□	●
		●				●			●	●
		●				●			●	Fabric
	●	***				●			●	
	●	***				●			●	●
		●				●				
		●		●					□	●
		●		●		●			□	
		●		●		●			●	
		●		●		●			●	●
	●	***				●			●	
	●	***				●			●	
	●	***				●			●	
	●	***				●			●	
	●	***				●			●	●
	●		●			●			□	Fabric
	●		●			●			□	Fabric
	●		●			●			□	Fabric
	●		●			●	●			Fabric
	●	●		●		●				●
	●	●	●			●				●
		●		●		●			□	
		●		●		●			□	
		●		●		●	●			●
	●		●			●			□	
	●		●			●			□	●
	●		●			●			□	
	●		●			●			□	
	●	●		●		●			●	
	●	●		●		●			●	
	●	●		●		●			□	
	●	●		●	●	●			●	
	●	●		●		●			□	
	●	●		●		●			□	
	●	●		●		●			□	●
	●	●		●		●			□	●
	●		●			●			□	
		●	●	●		●		●		Felt
		●	●	●		●			□	Felt
		●	●	●		●		●		Felt
		●	●	●		●				Felt
		●	●	●		●		●		Felt

For every type listed a data sheet with all relevant technical information is available on request.

Newly developed product innovations are being added to the Siegling Transilon product range constantly to meet the requirements of the market.

The adjacent table was correct at the time of going to press. Please visit **www.forbo-siegling.com** to check the latest data and application examples.

* Established in line with ISO 21181:2005

** Minimum drum diameter was determined at room temperature and do not apply to conveyor belts with mechanical fasteners. Lower temperatures require larger drum diameters. Belts with profiles or sidewalls may require larger drum diameters. Please see brochure ref. no. 318, Siegling Transilon Technical Information 2.

*** On request

**** For further details see data sheet

● Yes

□ Extraction behaviour complies with FDA guidelines.

1) For special applications only.

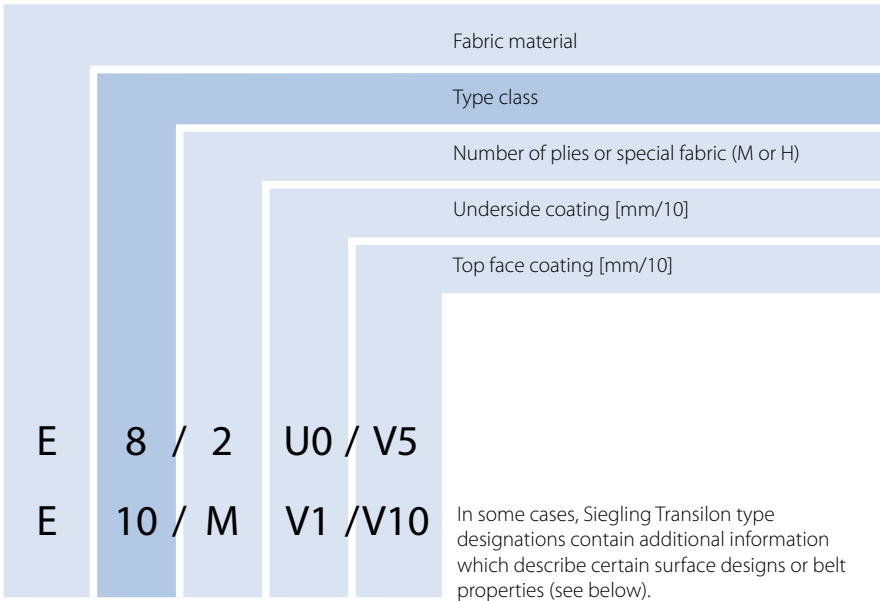
Not to be used as a conveyor belt.

2) Lower values for special applications possible. Please inquire.

3) Without/with counter-bending

4) Can only be used without counter-bending

Code and abbreviations



Tension member construction	
AE	Aramid/polyester blended fabric
E	Polyester
EC	Polyester/cotton blended fabric
EP	Polyester/polyamid blended fabric
P	Polyamide
Design	
1,2,3	Number of fabric plies
M	Solid-woven material
NOVO	Polyester non-woven
H	HiTech-fabric
Coatings	
A	Polyolefin
C	Cotton
E	Polyester
G	Rubber/elastomer
P	Polyamide
S	Silicone
U	Urethane
UH	Hard urethane (Duroplast)
V	PVC
VH	Hard PVC
VS	Soft PVC
O	Uncoated
F, Z	Felt/velour
U0, E0,	Impregnated
A0, S0, Y0	

Top face patterns	
AR	Anti-skid pattern
CH	Check-in pattern
FG	Herringbone pattern
FSTR	Fine textured surface
GL	Smooth surface
GSTR	Coarse textured pattern
KN	Cross-stud pattern
LG	Longitudinal groove
MT	Matt surface
NP	Inverted pyramid pattern
R	Large diamond pattern
RF	Fine rhomboid pattern
RFF	Flat fine rhomboid pattern
RPH	High round profile pattern
R80	Rhomboid pattern
SG	Lattice pattern
SP	Star pyramid pattern
STR	Normal textured pattern
VN	Vertical stud pattern
WAR	Wavy anti-skid pattern
ROUGH	Rough pattern
FINE	Fine Pattern

Belt properties	
ATEX	Explosion protection with specific compliance to guidelines
C	Laterally flexible, suitable for curved belts
FDA	Conformity to FDA
HACCP	Supports the HACCP concept
HC	Highly-conductive
HW	Hot water
LF	Low friction
M	Particularly stiff laterally
NA	Non-antistatic
S	Very low noise
SE	Flame-retardant
TT	Pyrolysis compliant
Q	Laterally soft tension member, not for curved belts

Product brochures (selected)*

Ref. no.	Subject
----------	---------

217	Siegling Belting image brochure – Movement is our business
-----	---

Overview of the product range

245	Siegling Proposition timing belts
223	Siegling Prolink modular belts
229	Siegling Transilon round belts
279	Siegling Belting tools

Application brochures (sectors)

266	Logistics
269	Food
242	Airports
228	Tobacco
262	Wood
295	Textiles – Nonwovens
232	Conveyor and timing belts for drag band conveyors
263	Sports

Technical Information

317	Siegling Transilon – Technical information 1 (Storage, Finishing, Fitting)
318	Siegling Transilon – Technical information 2 (Special features and properties)
305	Siegling Transilon – Recommendations for machine design
304	Siegling Transilon – Calculation methods for conveyor belts

* Product literature for other product groups (e.g. flat belts) available on request or at www.forbo-siegling.com. Brochures are not available in all languages – if required, please ask.

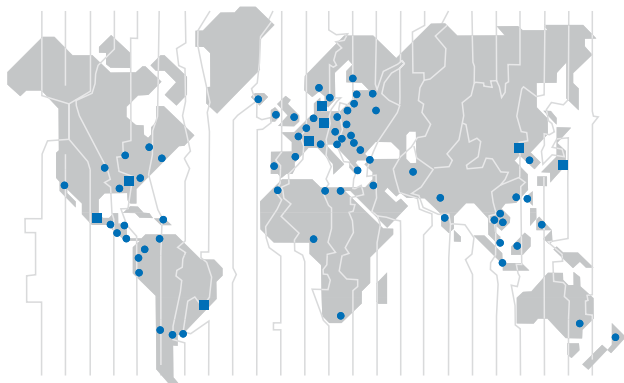


MOVEMENT SYSTEMS

Siegling – total belting solutions

Committed staff, quality-orientated organisation and production processes ensure the constantly high standards of our products and services. The Forbo Siegling Quality Management System is certified in accordance with DIN EN ISO 9001:2000.

In addition to product quality, environmental protection is an important corporate goal. Early on we also introduced an environmental management system, certified in accordance with ISO 14001.



Forbo Siegling Service – anytime, anywhere

In the company group, Forbo Siegling employs more than 2000 people worldwide. Our production facilities are located in eight countries; you can find companies and agencies with stock and workshops in more than 50 countries. Forbo Siegling service centres provide qualified assistance at more than 300 locations throughout the world.